

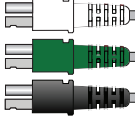

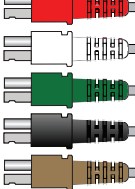
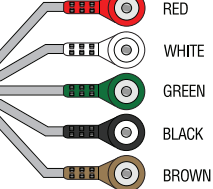
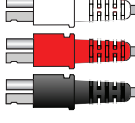
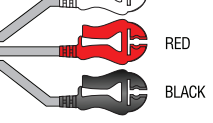
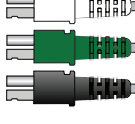
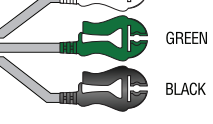
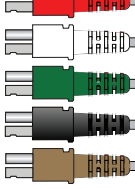


DISPOSABLE DUAL/SHIELDED LEADWIRE SETS

RPI PART #	DESCRIPTION	# OF LEADS	LENGTH	EQUIPMENT END	PATIENT END
LDM305	3 LW SET D/30"DU/SN 10/PKG <ul style="list-style-type: none"> • Disposable • 10 sets per package • For a reusable 40" Leadwire Set, see RPI Part #LKM017 	3	30"	DUAL/SHIELDED 	SNAP 
LDM306	3 LW SET D/30"DU/SN 10/PKG <ul style="list-style-type: none"> • Disposable • 10 sets per package • For a reusable 40" Leadwire Set, see RPI Part #LKM023 	3	30"	DUAL/SHIELDED 	SNAP 
LDM307	5 LW SET D/30"DU/SN 10/PKG <ul style="list-style-type: none"> • Disposable • 10 sets per package • For a reusable 40" Leadwire Set, see RPI Part #LKM035 	5	30"	DUAL/SHIELDED 	SNAP 
LDM312	3 LW SET D/30"DU/PI 10/PKG <ul style="list-style-type: none"> • Disposable • 10 sets per package • For a reusable 40" Leadwire Set, see RPI Part #LKM014 	3	30"	DUAL/SHIELDED 	PINCH 
LDM313	3 LW SET D/30"DU/PI 10/PKG <ul style="list-style-type: none"> • Disposable • 10 sets per package • For a reusable 40" Leadwire Set, see RPI Part #LKM020 	3	30"	DUAL/SHIELDED 	PINCH 
LDM314	5 LW SET D/30"DU/PI 10/PKG <ul style="list-style-type: none"> • Disposable • 10 sets per package • For a reusable 40" Leadwire Set, see RPI Part #LKM032 	5	30"	DUAL/SHIELDED 	PINCH 