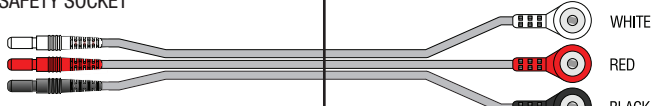

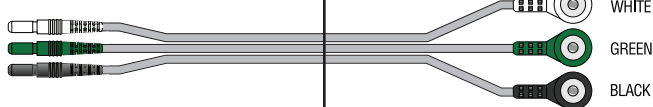

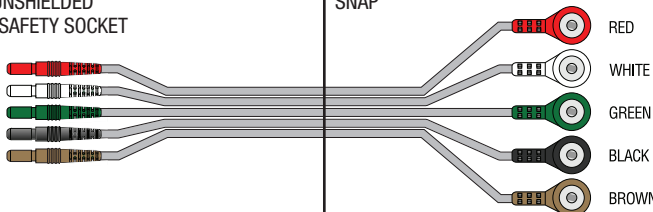
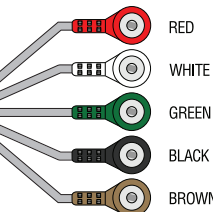
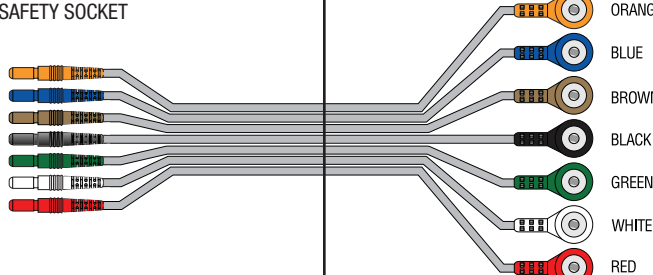
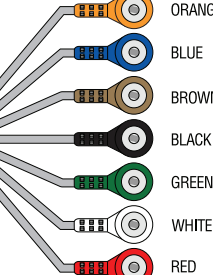
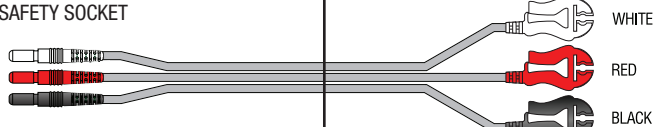
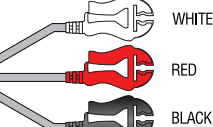
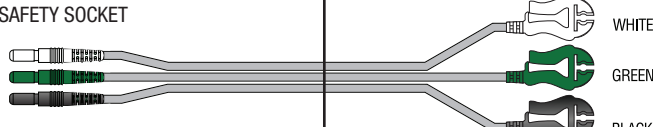

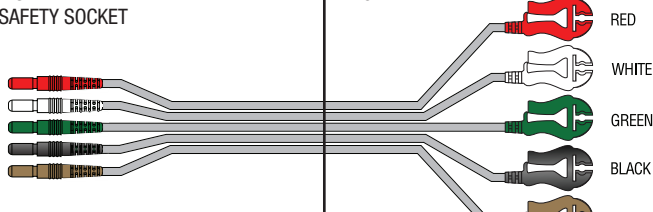
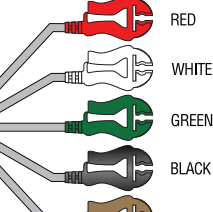


## DISPOSABLE DIN/UNSHIELDED LEADWIRE SETS

RPI PART #	DESCRIPTION	# OF LEADS	LENGTH	EQUIPMENT END	PATIENT END
LDM301	3 LW SET D/24"DN/SN 10/PKG <ul style="list-style-type: none"> <li>• Disposable</li> <li>• 10 sets per package</li> <li>• For a reusable Leadwire Set, see RPI Part #LKM005</li> </ul>	3	24"	DIN/UNSHIELDED .060 SAFETY SOCKET 	SNAP 
LDM302	3 LW SET D/24"DN/SN 10/PKG <ul style="list-style-type: none"> <li>• Disposable</li> <li>• 10 sets per package</li> <li>• For a reusable Leadwire Set, see RPI Part #LKM011</li> </ul>	3	24"	DIN/UNSHIELDED .060 SAFETY SOCKET 	SNAP 
LDM303	5 LW SET D/24"DN/SN 10/PKG <ul style="list-style-type: none"> <li>• Disposable</li> <li>• 10 sets per package</li> <li>• For a reusable Leadwire Set, see RPI Part #LKM029</li> </ul>	5	24"	DIN/UNSHIELDED .060 SAFETY SOCKET 	SNAP 
LDM304	7 LW SET D/24"DN/SN 10/PKG <ul style="list-style-type: none"> <li>• Disposable</li> <li>• 10 sets per package</li> <li>• For a reusable Leadwire Set, see RPI Part #LKM041</li> </ul>	7	24"	DIN/UNSHIELDED .060 SAFETY SOCKET 	SNAP 
LDM308	3 LW SET D/24"DN/PI 10/PKG <ul style="list-style-type: none"> <li>• Disposable</li> <li>• 10 sets per package</li> <li>• For a reusable Leadwire Set, see RPI Part #LKM002</li> </ul>	3	24"	DIN/UNSHIELDED .060 SAFETY SOCKET 	PINCH 
LDM309	3 LW SET D/24"DN/PI 10/PKG <ul style="list-style-type: none"> <li>• Disposable</li> <li>• 10 sets per package</li> <li>• For a reusable Leadwire Set, see RPI Part #LKM008</li> </ul>	3	24"	DIN/UNSHIELDED .060 SAFETY SOCKET 	PINCH 
LDM310	5 LW SET D/24"DN/PI 10/PKG <ul style="list-style-type: none"> <li>• Disposable</li> <li>• 10 sets per package</li> <li>• For a reusable Leadwire Set, see RPI Part #LKM026</li> </ul>	5	24"	DIN/UNSHIELDED .060 SAFETY SOCKET 	PINCH 

# DISPOSABLE DIN/UNSHIELDED LEADWIRE SETS *(Continued)*

RPI PART #	DESCRIPTION	# OF LEADS	LENGTH	EQUIPMENT END	PATIENT END
LDM311	7 LW SET D/24"DN/PI 10/PKG <ul style="list-style-type: none"> <li>• Disposable</li> <li>• 10 sets per package</li> <li>• For a reusable Leadwire Set, see RPI Part #LKM038</li> </ul>	7	24"	DIN/UNSHIELDED .060 SAFETY SOCKET	PINCH 