




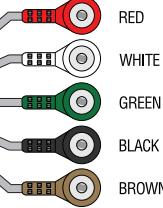

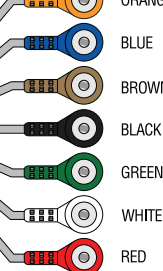
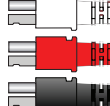


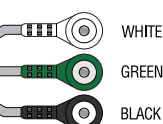

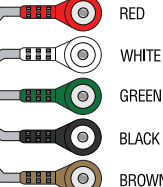
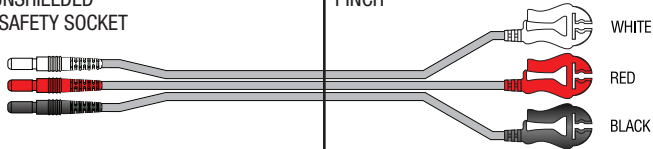
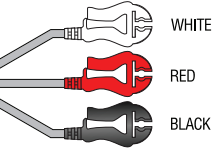

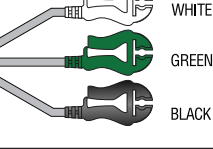
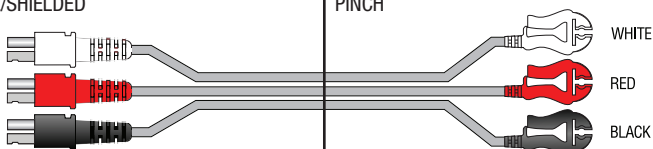
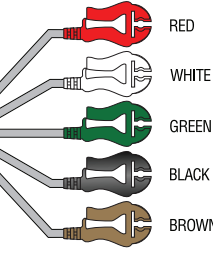



DISPOSABLE LEADWIRE SETS

RPI PART #	DESCRIPTION	# OF LEADS	LENGTH	EQUIPMENT END	PATIENT END
LDM301	3 LW SET D/24"DN/SN 10/PKG <ul style="list-style-type: none"> • Disposable • 10 sets per package • For a reusable Leadwire Set, see RPI Part #LKM005 	3	24"	DIN/UNSHIELDED .060 SAFETY SOCKET 	SNAP  WHITE RED BLACK
LDM302	3 LW SET D/24"DN/SN 10/PKG <ul style="list-style-type: none"> • Disposable • 10 sets per package • For a reusable Leadwire Set, see RPI Part #LKM011 	3	24"	DIN/UNSHIELDED .060 SAFETY SOCKET 	SNAP  WHITE GREEN BLACK
LDM303	5 LW SET D/24"DN/SN 10/PKG <ul style="list-style-type: none"> • Disposable • 10 sets per package • For a reusable Leadwire Set, see RPI Part #LKM029 	5	24"	DIN/UNSHIELDED .060 SAFETY SOCKET 	SNAP  RED WHITE GREEN BLACK BROWN
LDM304	7 LW SET D/24"DN/SN 10/PKG <ul style="list-style-type: none"> • Disposable • 10 sets per package • For a reusable Leadwire Set, see RPI Part #LKM041 	7	24"	DIN/UNSHIELDED .060 SAFETY SOCKET 	SNAP  ORANGE BLUE BROWN BLACK GREEN WHITE RED
LDM305	3 LW SET D/30"DU/SN 10/PKG <ul style="list-style-type: none"> • Disposable • 10 sets per package • For a reusable 40" Leadwire Set, see RPI Part #LKM017 	3	30"	DUAL/SHIELDED 	SNAP  WHITE RED BLACK
LDM306	3 LW SET D/30"DU/SN 10/PKG <ul style="list-style-type: none"> • Disposable • 10 sets per package • For a reusable 40" Leadwire Set, see RPI Part #LKM023 	3	30"	DUAL/SHIELDED 	SNAP  WHITE GREEN BLACK
LDM307	5 LW SET D/30"DU/SN 10/PKG <ul style="list-style-type: none"> • Disposable • 10 sets per package • For a reusable 40" Leadwire Set, see RPI Part #LKM035 	5	30"	DUAL/SHIELDED 	SNAP  RED WHITE GREEN BLACK BROWN

DISPOSABLE LEADWIRE SETS *(Continued)*

RPI PART #	DESCRIPTION	# OF LEADS	LENGTH	EQUIPMENT END	PATIENT END
LDM308	3 LW SET D/24"DN/PI 10/PKG • Disposable • 10 sets per package • For a reusable Leadwire Set, see RPI Part #LKM002	3	24"	DIN/UNSHIELDED .060 SAFETY SOCKET	PINCH  WHITE RED BLACK
LDM309	3 LW SET D/24"DN/PI 10/PKG • Disposable • 10 sets per package • For a reusable Leadwire Set, see RPI Part #LKM008	3	24"	DIN/UNSHIELDED .060 SAFETY SOCKET	PINCH  WHITE GREEN BLACK
LDM310	5 LW SET D/24"DN/PI 10/PKG • Disposable • 10 sets per package • For a reusable Leadwire Set, see RPI Part #LKM026	5	24"	DIN/UNSHIELDED .060 SAFETY SOCKET	PINCH  RED WHITE GREEN BLACK BROWN
LDM311	7 LW SET D/24"DN/PI 10/PKG • Disposable • 10 sets per package • For a reusable Leadwire Set, see RPI Part #LKM038	7	24"	DIN/UNSHIELDED .060 SAFETY SOCKET	PINCH  ORANGE BLUE BROWN BLACK GREEN WHITE RED
LDM312	3 LW SET D/30"DU/PI 10/PKG • Disposable • 10 sets per package • For a reusable 40" Leadwire Set, see RPI Part #LKM014	3	30"	DUAL/SHIELDED	PINCH  WHITE RED BLACK
LDM313	3 LW SET D/30"DU/PI 10/PKG • Disposable • 10 sets per package • For a reusable 40" Leadwire Set, see RPI Part #LKM020	3	30"	DUAL/SHIELDED	PINCH  WHITE GREEN BLACK
LDM314	5 LW SET D/30"DU/PI 10/PKG • Disposable • 10 sets per package • For a reusable 40" Leadwire Set, see RPI Part #LKM032	5	30"	DUAL/SHIELDED	PINCH  RED WHITE GREEN BLACK BROWN